

Giving on the Church Center app



Why should I use the Church Center app to give?

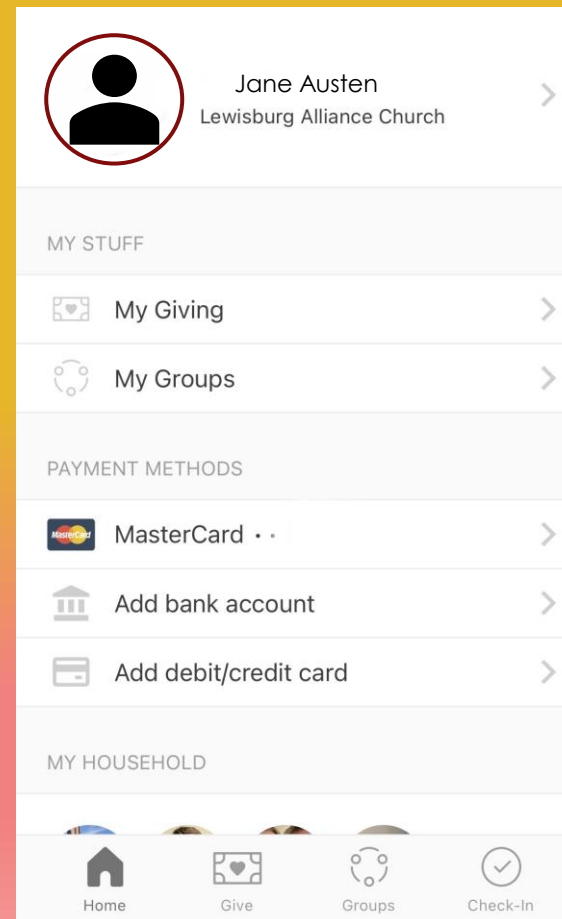
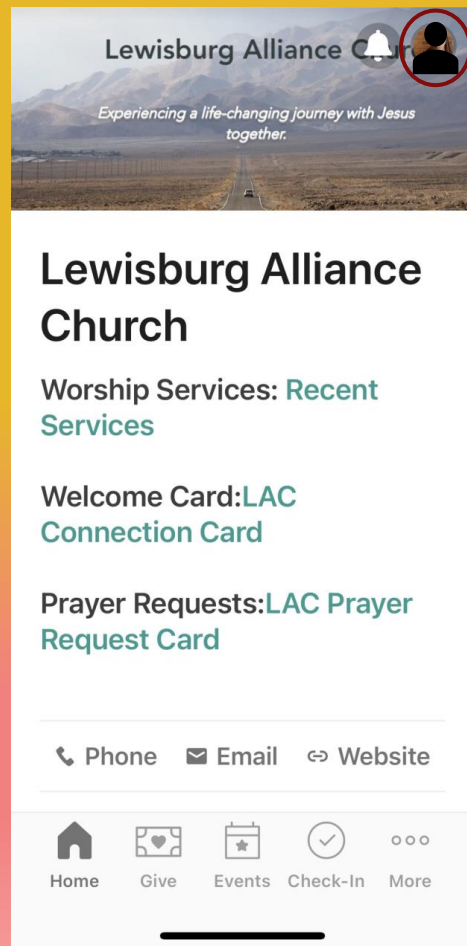


- **No checks, no envelopes, no stamps!**
- **Set up your giving - use a debit/credit card or link a bank account**
- **Choose the fund you want your donation to go:
Examples are: General, Eastern PA Missions, Great Commission**
- **Receipt of a confirmation email showing the amount given**

So, if you are ready to make giving easier.....



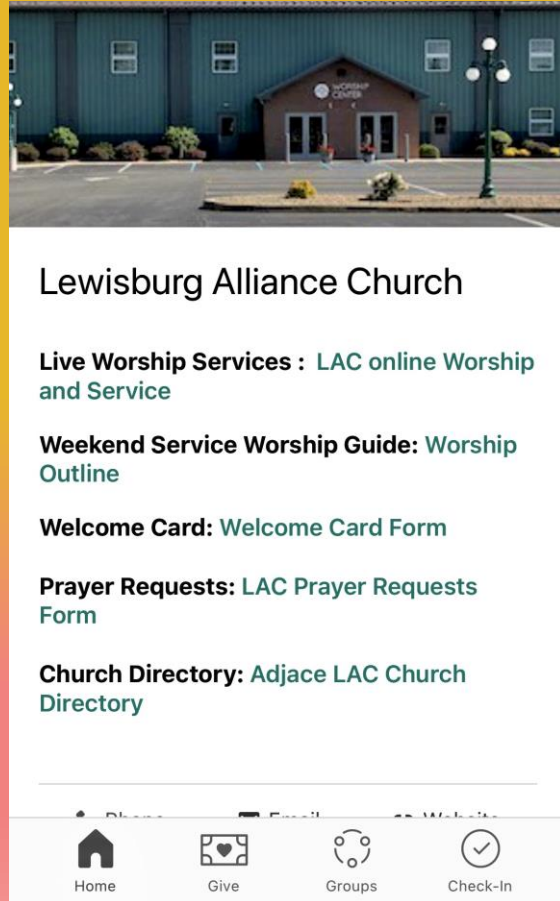
Open the Church Center app and access your profile screen:



Add a debit/credit card, or add a bank account.

Follow the steps given in the app to set it up.


Go back to the Church Center app home screen:



C
L
I
C
K

O
N

G
I
V
E



E
N
T
E
R

A
M
O
U
N
T

C
L
I
C
K

N
E
X
T

From this screen, choose the Fund, the Frequency...



Donation Setup

\$10

FUND General

FREQUENCY One Time (now)

PAYMENT METHOD

Apple Pay

Cover the \$0.53 processing fee
Note: ACH bank transfers only cost \$0.25

Give \$10.00 now

Home Give Groups Check-In

Choose a fund

Cancel

General ✓
This discretionary money can be used where it's needed most.

Building/Paid in Full
This money helps to pay off current church properties in a shortened time frame to better position us for future growth opportunities

Benevolence
This money supports those in need and expresses love in tangible ways to those in our community

Eastern PA Missions/District Church Planting
This money supports future church plants in the CM&A Eastern district

Great Commission
This money provides support to CM&A foreign and local missionaries

Choose the frequency

Cancel

One Time (now) ✓

Weekly

Every other week

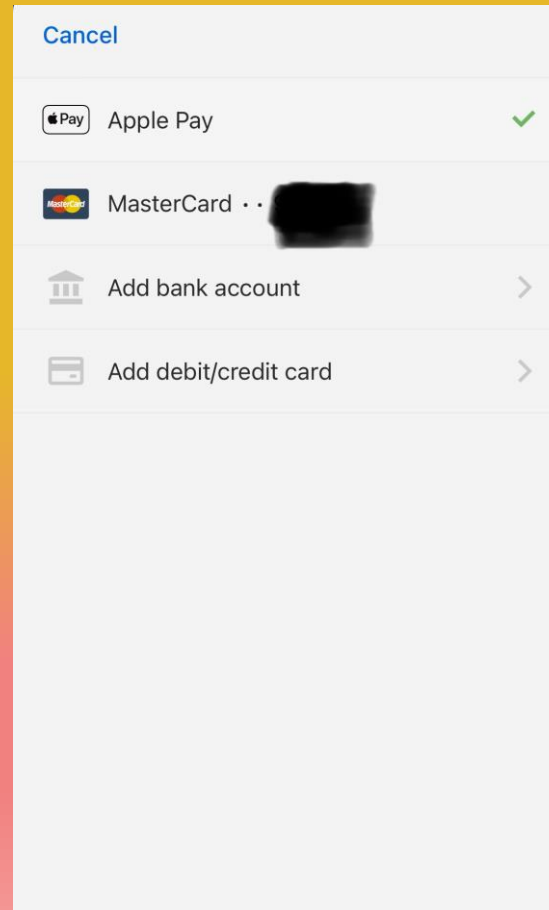
Monthly

Twice-Monthly

... and your Payment Method.



Choose Your Payment Method



Apple Pay

Debit/credit card

Bank Account

Using a debit/credit card costs a percentage fee plus \$.30 per transaction.



Donation Setup

\$10

FUND General

FREQUENCY One Time (now)

PAYMENT METHOD

Apple Pay


Cover the \$0.53 processing fee
Note: ACH bank transfers only cost \$0.25

Give \$10.00 now

Home Give Groups Check-In

A screenshot of a mobile app's 'Donation Setup' screen. At the top, there's a back arrow and the title 'Donation Setup'. Below that, the amount '\$10' is displayed in large font. There are two dropdown menus: 'FUND' set to 'General' and 'FREQUENCY' set to 'One Time (now)'. Under the heading 'PAYMENT METHOD', there's a dropdown menu currently showing 'Apple Pay'. Below this, there's a radio button option 'Cover the \$0.53 processing fee' with a note below it: 'Note: ACH bank transfers only cost \$0.25'. A red arrow points to this radio button. At the bottom of the screen, there's a dark green button that says 'Give \$10.00 now'. The bottom navigation bar has four icons: a house for 'Home', a heart for 'Give', a group of people for 'Groups', and a checkmark for 'Check-In'.

You can also choose to cover the fee or have it deducted from your gift.





**Note: if you connect your
bank account directly,
the ACH fee is only
\$.25 per transaction!**



You are ready
to give!

Press the
Give button



Donation Setup

\$10

FUND General

FREQUENCY One Time (now)

PAYMENT METHOD

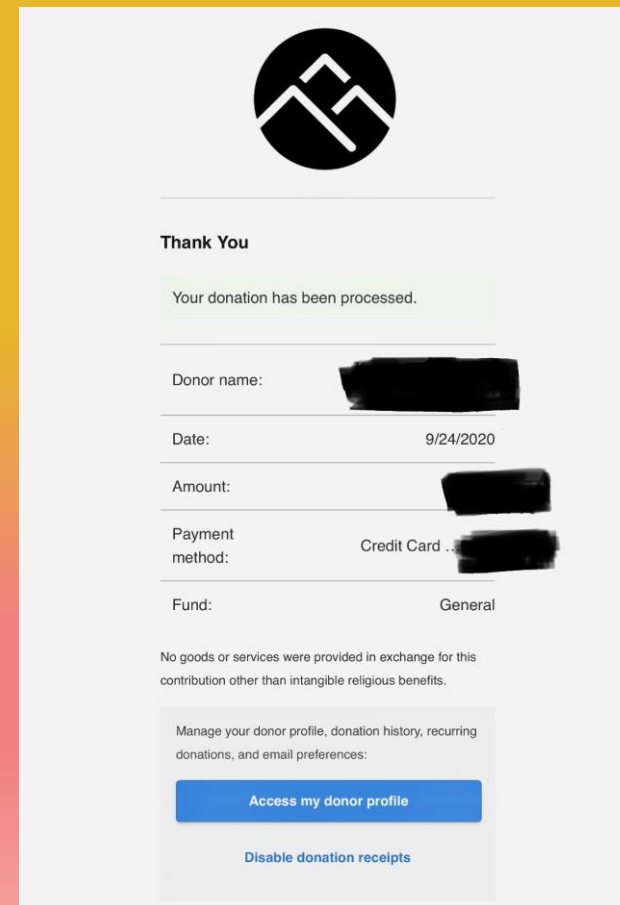
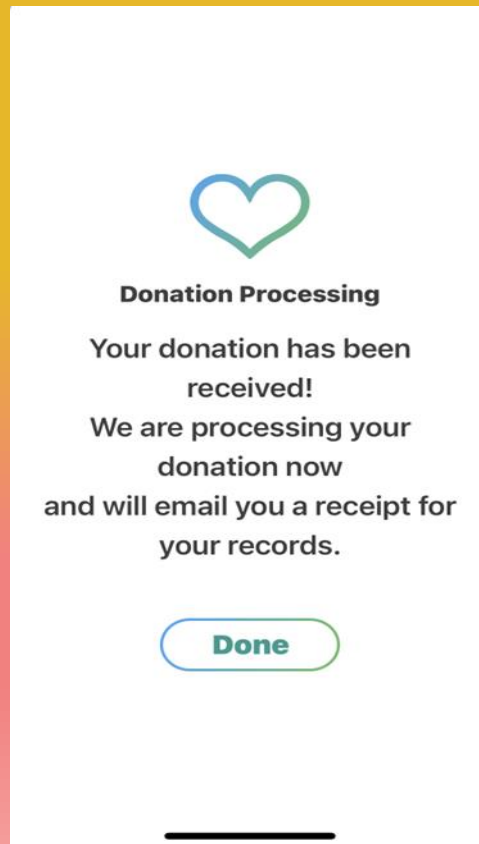
Apple Pay

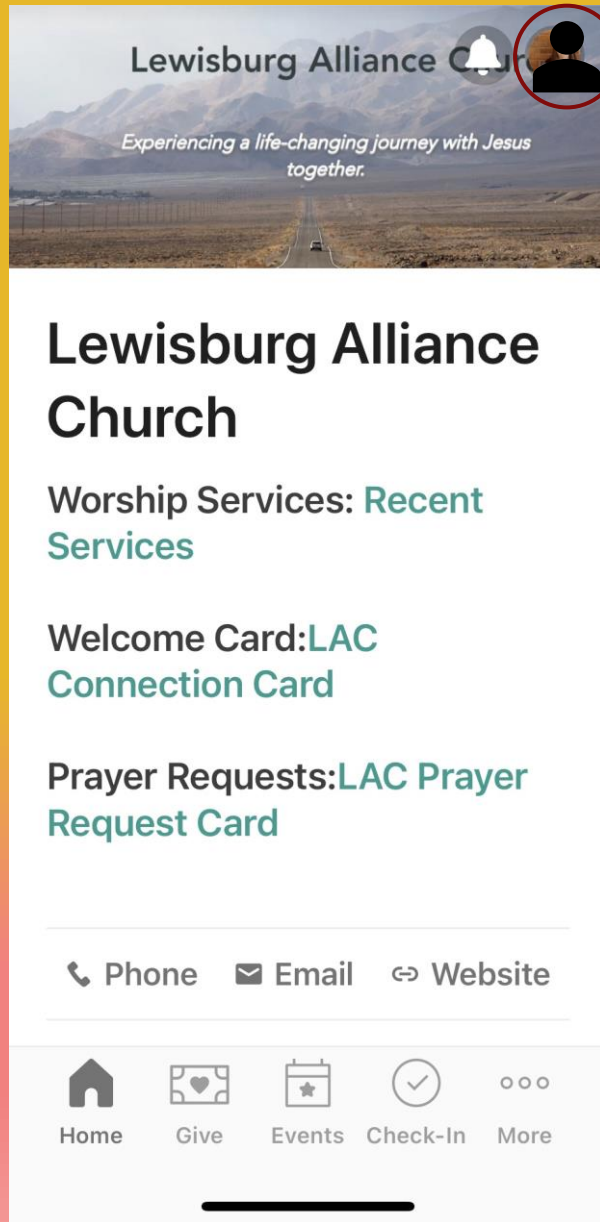
Cover the \$0.53 processing fee
Note: ACH bank transfers only cost \$0.25

Give \$10.00 now

Home Give Groups Check-In

You should receive a notification and an email showing your donation has been processed.





To make changes or see your giving history:

Click on the person icon or your picture in the right hand corner of the home screen.

You will see your profile screen and you can make changes to your giving preferences from there.



And you're done!



Questions?

Just let us know at

info@lewisburgalliance.com